

Oil Cans

- Compact and robust
- Metal body
- Brass pump
- Supplied with rigid and flex spouts

Pump Style



Capacity	Code
300 ml	416300
500 ml	416301
700 ml	416302

Piston Style



Capacity	Code
125 ml	416315

Replacement Spouts



Type	Length (Inch)	Code
Rigid	7	416305
Flexible	8	416306

Grease Guns

Heavy Duty



- Robust construction
- Develops up to 10,000 PSI
- Short stroke feature pumps grease with limited action
- Complete with bulk loader and air bleeder fittings
- Versatile loading: cartridge or bulk
- Comfortable non-slip grip

Capacity	Code
500 g	416320

Push Type



- Pump action grease gun for use with soft medium grease
- Complete with nipple connector
- Develops up to 3000 PSI

Capacity	Code
125 mg	416325
200 mg	416326

Snap Coolant Systems



Description	Image	1/4" System		1/2" System	
		Includes	Code	Includes	Code
Complete Hose Assembly		Hose assembly (approx. 13") 1/16", 1/8", 1/4" nozzles and 1/8", 1/4" connectors	217700	Hose assembly (approx. 13") 1/4" 3/8", 1/2" nozzles and 3/8", 1/2" NPT connectors	217701
Hose Assemblies		Body hose segment: 12"	217702	Body hose segment: 12"	217705
		Body hose segment: 25' bulk	217703	Body hose segment: 25' bulk	217706
		Body hose segment: 50' bulk	217704	–	–
		–	–	1/2" to 1/4" I.D. hose reducer (2)	217707
Male Hose to Male Pipe Thread Connectors		Male Hose to NPT: 1/8" NPT (4)	217708	Male Hose to NPT: 3/8" NPT (4)	217710
		Male Hose to NPT: 1/4" NPT (4)	217709	Male Hose to NPT: 1/2" NPT (4)	217711
Female Hose to Male Pipe Thread Connectors		Female Hose to NPT: 1/8" NPT (2)	217712	Female Hose to NPT: 3/8" NPT (4)	217714
		Female Hose to NPT: 1/4" NPT (2)	217713	Female Hose to NPT: 1/2" NPT (4)	217715
Male Hose to Female Pipe Thread Connectors		Male Hose to F/NPT: 1/8" NPT (4)	217716	Male Hose to F/NPT: 1/2" NPT (4)	217719
		Male Hose to F/NPT: 1/4" NPT (4)	217717	–	–
SAE Flare Nut Adapters		SAE Flare Nut: 3/8" SAE flare (4)	217721	SAE Flare Nut: 3/8" SAE flare (4)	217722
Nozzles (Light Gray)		Nozzle assortment: 1/16", 1/8", 1/4" round, 1" flare (1 ea.)	217723	Nozzle assortment: 1/4", 3/8" 1/2" round, 2" flare (1 ea.)	217727
		Round: 1/16" (4)	217724	Round: 1/4" (4)	217728
		Round: 1/8" (4)	217725	Round: 3/8" (4)	217729
		Round: 1/4" (4)	217726	Round: 1/2" (4)	217730
		Flare: 3/4" (2)	217731	Flare: 2" (2)	217733
		Flare: 1" (2)	217732	–	–
Male Hose to NPT Y		1/8" NPT (2)	217734	3/4" NPT (2)	217738
		1/4" NPT (2)	217735	1/2" NPT (2)	217739
		3/8" NPT reducer Y (2)	217736	–	–
		1/2" NPT reducer Y (2)	217737	–	–
Hose to Hose Y's (Dark Gray)		Hose to Hose Y: 1/4" (2)	217740	–	–
Hose to Hose RDCR Y's (Dark Gray)		–	–	Hose to Hose RDCR Y: 1/2" (2)	217741
		–	–	Hose Reducers (2)	217742
Hose to Hose (Female) Double Socket		1/4" Double Socket (2)	217744	1/2" Double Socket (2)	217745
Close Nipple		1/4" NPT Close Nipple (4)	–	1/2" NPT Close Nipple (4)	217748
		3/8" NPT Close Nipple (4)	–	–	–

Snap Coolant Systems (continued)



Description		1/4" System		1/2" System	
		Includes	Code	Includes	Code
Plugs		3/8" NPT (4)	217749	1/2" NPT (4)	217750
Ball Valves		1/4" NPT (1)	217751	1/2" NPT (1)	217752
		–	–	1/2" NPT (6)	217755
Universal Assembly Pliers		For 1/4" I.D. hose systems	217756	For 1/2" I.D. hose systems	217757

Lamp Assembly with Magnetic Base



Description	Code
115V work light pac	217758
Dual voltage (12/115V), high intensity universal halogen light pac	217761

Adjustable Arm



Description	Code
Approximate length - 12", 1/2" adjustable, black, plastic clip, magnetic base	217763

Snap Coolant Systems



With Magnetic Base

- Efficient flow control to deliver air/liquid coolant where it is required
- Control valve allows convenient adjustment of air/coolant near work
- Barbed connection easily adapts to regulated shop air or machine coolant pump
- Magnetic base (38 lbs pull) holds unit firmly in position
- Made from high quality non-corrosive materials
- Flexible hose can be easily directed and stays in position



Single

Description	Code
Single 9" length of 1/4" I.D. hose and 1/8" I.D. nozzle	217766



Double

Description	Code
Two 9" lengths of 1/4" I.D. hose and 1/8" I.D. nozzle	217767




Misting System



- Reliable mist flow with precision control
- Get the right mist mixture with separate air and fluid controls
- Fully assembled, ready to use
- Special tank not required
- Magnetic base can be easily repositioned
- Made from high quality non-corrosive material

Description	Code
Set includes: 1/4" NPT ball valve, 1/4" NPT quick disconnect, 1/4" regulator, aspirator, pressure gage, foot strainer, 3/8" O.D. tubing, magnetic base, 12" hose assembly with 1/8" nozzle	217768

Universal Manifold Set




Set includes:

- Manifold block
- Mounting bracket
- 1/2" female x 1/2" NPT male connector
- 1/2" NPT ball valve
- 1/2" NPT close nipples (2)
- 1/2" NPT plug
- 3/8" NPT tee (3)
- 3/8" NPT close nipples (3)
- 1/4"-20 hex head screws (2)
- 1/4"-20 hex head nuts (2)
- 3/8" NPT plug
- 3/8" NPT x 1/4" NPT reducer bushings (6)

NOTE: Hose and nozzles sold separately

Code
217769








































Optical Shields



Size (Inch)	Code
6 x 6	217770
9 x 9	217771
12 x 12	217772

Coolant Hose Segments & Fittings

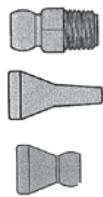





























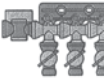

1/4" System – Interchangeable with Loc-Line

Style	Description	Style	Description	Style	Description
A	 <ul style="list-style-type: none"> • 1/4" hose kit • 13" length with fittings • 2 x 6" segments • 1/16", 1/8", 1/4" nozzles • 1/4" and 1/8" male NPT connectors 	O	 <ul style="list-style-type: none"> • 1/16" 90° nozzles (pkg. of 4) 	Z	 <ul style="list-style-type: none"> • 1/4" elbow fittings (pkg. of 2)
B	 <ul style="list-style-type: none"> • 1/4" extended element kit with element clamps, including 4 elements and 4 element clamps 	P	 <ul style="list-style-type: none"> • 1/8" 90° nozzles (pkg. of 4) 	AA	 <ul style="list-style-type: none"> • 1/4" T fitting (pkg. of 2)
C	 <ul style="list-style-type: none"> • 1/4" segment pack (2 x 6" pcs.) 	Q	 <ul style="list-style-type: none"> • 1/4" 90° nozzles (pkg. of 4) 	BB	 <ul style="list-style-type: none"> • 1/4" side flow nozzles (pkg. of 4)
D	 <ul style="list-style-type: none"> • 1/4" x 50 ft. coil 	R	 <ul style="list-style-type: none"> • 1/4" 90° spray bar nozzles (pkg. of 2) 	CC	 <ul style="list-style-type: none"> • 1/4" end caps (pkg. of 4)
E	 <ul style="list-style-type: none"> • 1/4" circle flow nozzle kit, assembled with 15 side flow nozzles 1/4" and 1 end cap 1/4" 	S	 <ul style="list-style-type: none"> • 1" flare nozzles (pkg. of 2) 	DD	 <ul style="list-style-type: none"> • 1/4" NPT male hose nipple valves (pkg. of 2)
F	 <ul style="list-style-type: none"> • 1/4" extended elements (pkg. of 4) 	T	 <ul style="list-style-type: none"> • 1/8" NPT connectors (pkg. of 4) 	EE	 <ul style="list-style-type: none"> • 1/4" connection valves (pkg. of 2)
G	 <ul style="list-style-type: none"> • 1/4" element clamps (pkg. of 4) 	U	 <ul style="list-style-type: none"> • 1/4" NPT connectors (pkg. of 4) 	FF	 <ul style="list-style-type: none"> • 1/4" male NPT valves (pkg. of 2)
H	 <ul style="list-style-type: none"> • 1/4" 90° nozzle kit • 1 each: 1/16", 1/8", 1/4", and spray bar nozzles 	V	 <ul style="list-style-type: none"> • 1/4" fitting (pkg. of 2) 	GG	 <ul style="list-style-type: none"> • 1/4" female NPT valves (pkg. of 2)
I	 <ul style="list-style-type: none"> • 1/16" round nozzles (pkg. of 4) 	W	 <ul style="list-style-type: none"> • 1/4" double sockets (pkg. of 4) 	HH	 <ul style="list-style-type: none"> • 1/4" connection check valves (pkg. of 2)
J	 <ul style="list-style-type: none"> • 1/16" round nozzles (pkg. of 50) 	X	 <ul style="list-style-type: none"> • 1/4" double sockets (pkg. of 20) 	II	 <ul style="list-style-type: none"> • Modular manifold system 1/4" • 1/4" elbow fitting (1 pc.) • 1/4" manifold bracket (1 pc.) • 1/4" T fittings (3 pcs.) • 1/4" mounting screw (3 pcs.)
K	 <ul style="list-style-type: none"> • 1/8" round nozzles (pkg. of 4) 	Y	 <ul style="list-style-type: none"> • 1/4" socket to 1/8" NPT (pkg. of 4) 	JJ	 <ul style="list-style-type: none"> • 1/4" main flow control manifold system • 1/4" modular manifold (1 pc.) • 1/4" connection valves (5 pcs.)
L	 <ul style="list-style-type: none"> • 1/8" round nozzles (pkg. of 50) 			KK	 <ul style="list-style-type: none"> • 1/4" manifold brackets (pkg. of 2)
M	 <ul style="list-style-type: none"> • 1/4" round nozzles (pkg. of 4) 				
N	 <ul style="list-style-type: none"> • 1/4" round nozzles (pkg. of 50) 				

Style	Code	Style	Code	Style	Code	Style	Code
A	217773	K	217783	T	217792	CC	217801
B	217774	L	217784	U	217793	DD	217802
C	217775	M	217785	V	217794	EE	217803
D	217776	N	217786	W	217795	FF	217804
E	217777	O	217787	X	217796	GG	217805
F	217778	P	217788	Y	217797	HH	217806
G	217779	Q	217789	Z	217798	II	217807
H	217780	R	217790	AA	217799	JJ	217808
I	217781	S	217791	BB	217800	KK	217809
J	217782						


Coolant Hose Segments & Fittings

1/2" System – Interchangeable with Loc-Line

Style	Description	Style	Description
A	 <ul style="list-style-type: none"> • 1/2" Hose Kit • 13" length with fittings: <ul style="list-style-type: none"> - 2 x 6" segments - 1/4", 3/8", 1/2" nozzles - 3/8" and 1/2" male NPT connectors 	N	 <ul style="list-style-type: none"> • 1/2" to 1/4" Reducers (pkg. of 2)
B	 <ul style="list-style-type: none"> • 1/2" Extended Element Kit with Element Clamps • Includes 4 of each: <ul style="list-style-type: none"> - 1/2" extended elements - 1/2" element clamps 	O	 <ul style="list-style-type: none"> • 1/2" to 1/4" Y Reducers (pkg. of 20)
C	 <ul style="list-style-type: none"> • Segment pack (2 x 6" pcs.) 	P	 <ul style="list-style-type: none"> • 1/2" Y Fittings (pkg. of 2)
D	 <ul style="list-style-type: none"> • 1/2" x 50 ft. coil 	Q	 <ul style="list-style-type: none"> • 1/2" Y Fittings (pkg. of 20)
E	 <ul style="list-style-type: none"> • 1/2" Circle Flow Nozzle Kit • Assembled with 15 side flow nozzles 1/2" and one end cap 1/2" 	R	 <ul style="list-style-type: none"> • 1/2" to 1/4" Adapters (pkg. of 2)
F	 <ul style="list-style-type: none"> • 1/2" Extended Elements (pkg. of 4) 	S	 <ul style="list-style-type: none"> • 1/2" T Fittings (pkg. of 2)
G	 <ul style="list-style-type: none"> • 1/4" Round Nozzles (pkg. of 4) 	T	 <ul style="list-style-type: none"> • 1/2" Side Flow Nozzles (pkg. of 4)
H	 <ul style="list-style-type: none"> • 3/8" Round Nozzles (pkg. of 4) 	U	 <ul style="list-style-type: none"> • 1/2" Side Flow Nozzles (pkg. of 20)
I	 <ul style="list-style-type: none"> • 1/2" Round Nozzles (pkg. of 4) 	V	 <ul style="list-style-type: none"> • 1/2" End Caps (pkg. of 4)
J	 <ul style="list-style-type: none"> • 1-1/4" Flare Nozzles (pkg. of 2) 	W	 <ul style="list-style-type: none"> • 1/2" End Caps (pkg. of 20)
K	 <ul style="list-style-type: none"> • 3/8" NPT Connectors (pkg. of 4) 	X	 <ul style="list-style-type: none"> • 1/2" Connection Valves (pkg. of 2)
L	 <ul style="list-style-type: none"> • 1/2" NPT Connectors (pkg. of 4) 	Y	 <ul style="list-style-type: none"> • 1/2" Connection Valves (pkg. of 10)
M	 <ul style="list-style-type: none"> • 1/2" Elbow Fittings (pkg. of 2) 	Z	 <ul style="list-style-type: none"> • 1/2" Female NPT Valves (pkg. of 2)
		AA	 <ul style="list-style-type: none"> • 1/2" Female NPT Valves (pkg. of 10)
		BB	 <ul style="list-style-type: none"> • 1/2" Male NPT Valves (pkg. of 2)
		CC	 <ul style="list-style-type: none"> • 1/2" Male NPT Valves (pkg. of 10)
		DD	 <ul style="list-style-type: none"> • Modular Manifold System 1/2" includes: <ul style="list-style-type: none"> - 1/2" elbow fitting (1 pc.) - 1/2" manifold bracket (1 pc.) - 1/2" T fittings (3 pcs.) - 1/2" mounting screws (3 pcs.)
		EE	 <ul style="list-style-type: none"> • Main Flow Control Manifold System 1/2" includes: <ul style="list-style-type: none"> - modular manifold 1/2" - 5 connection valves 1/2"
		FF	 <ul style="list-style-type: none"> • 1/2" Manifold Brackets (pkg. of 2)

Style	Code	Style	Code	Style	Code	Style	Code
A	217810	I	217818	Q	217826	Y	217834
B	217811	J	217819	R	217827	Z	217835
C	217812	K	217820	S	217828	AA	217836
D	217813	L	217821	T	217829	BB	217837
E	217814	M	217822	U	217830	CC	217838
F	217815	N	217823	V	217831	DD	217839
G	217816	O	217824	W	217832	EE	217840
H	217817	P	217825	X	217833	FF	217841

Pneuvac Pump



The Royal Pnevuc pump is a simple, low-cost device that generates a strong vacuum when compressed air flows through its internal venturi.

All you have to do to operate the unit is:

- Connect the pump and hose to a standard 55-gallon steel drum
- Hook up a compressed air supply to the pump
- Drop the free end of hose into the coolant
- Open the air valve
- Coolant and sludge is drawn through the hose and deposited into the drum – quick, clean, and hassle-free

Removing old, rancid coolant from machine tool coolant sumps has always been a dirty, time-consuming job – but now it doesn't have to be. The Royal Pnevuc Pump allows you to clean your sumps quickly, safely, and easily!

Pnevuc Pump Sets

Set includes:

- 1/4" ball valve
- Automatic shut-off valve
- 10 ft. of smooth-bore hose
- Quick-disconnect drum fittings
- 18" aluminum wand

CAUTION:

1. Do not use the Pnevuc pump with flammable or volatile liquids such as gasoline, alcohol, kerosene, aviation fuel, mineral spirits or any similar liquid with a low flash point
2. Do not modify this product to pressurize drum to pump liquids out. Pressurizing drum could cause an explosion that may result in serious injuries.



Description	Code
Stainless Steel	217843
Aluminum	217844